

# Silverado Summer Show 2024

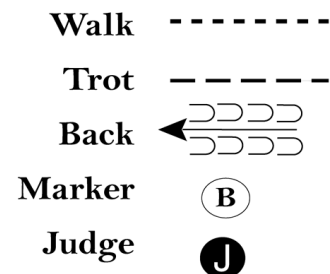
## #1 Showmanship Beginner

Show Date: 1-2 Juni 2024

Be ready at A.

1. Walk to B.
2. Trot to and around C to judge.
3. Stop and set up for inspection.
4. When dismissed back approximately one horse length.
5. Perform a 270 degree turn and walk straight away.

Follow the instructions of your ring steward.



[S/1-39]

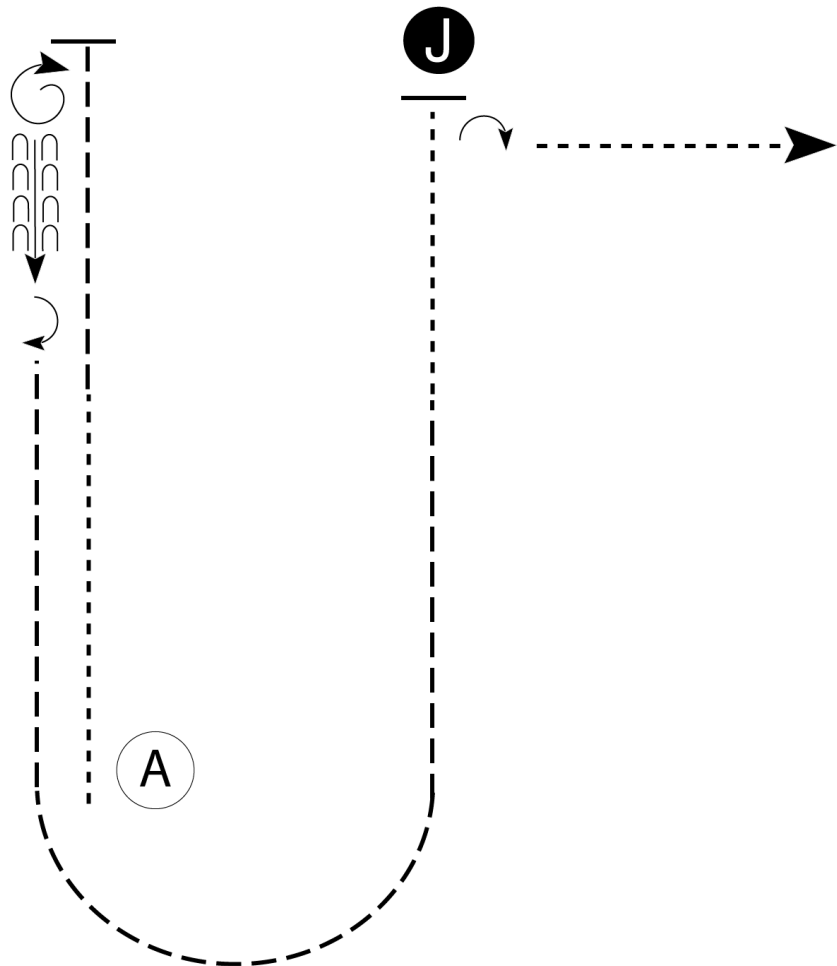
Pattern Provided by:

SWR

# Silverado Summer Show 2024

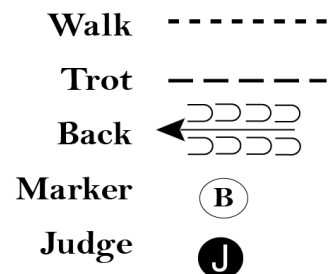
## #2 Showmanship Open

Show Date: 1-2 Juni 2024



Be ready at A.

1. Walk halfway from A to Judge.
  2. Trot until even with judge.
  3. Stop and perform a 360 degree turn.
  4. Back approximately two horse lengths.
  5. Perform a 180 degree turn.
  6. Trot to and around A and halfway to judge.
  7. Walk to judge.
  8. Stop and set up for inspection.
  9. When dismissed, perform a 90 degree turn.
  10. Walk straight away from judge.
- Follow the instructions of your ring steward.



[S/2-77]

Pattern Provided by:

SWR

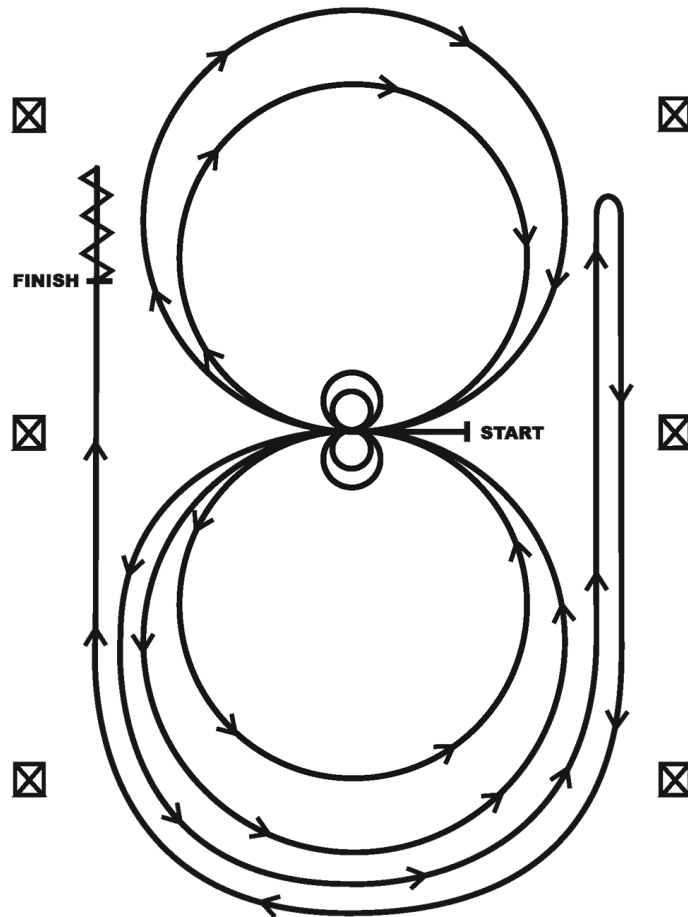
# Silverado Summer Show 2024

## #3 Reining Beginner

Show Date: 1-2 Juni 2024

### REINING PATTERN A

Approved only for Level I Youth & Amateur, Youth I3 & Under



Horses may walk or jog to the center of the arena. Horses must walk or stop prior to starting the pattern. Beginning at the center of the arena facing the left wall or fence.

1. Beginning on the left lead, complete two circles to the left. Stop at the center of the arena. Hesitate.
2. Complete two spins to the left. Hesitate.
3. Beginning on the right lead complete two circles to the right. Stop at the center of the arena. Hesitate.
4. Complete two spins to the right. Hesitate.
5. Beginning on the left lead, go around the end of the arena, run down the right side of the arena past center marker, stop and roll back right.
6. Continue around the end of the arena to run down the left side of the arena past the center marker. Stop. Back up. Hesitate to demonstrate completion of the pattern. See the Judges' Guide for a summary of other allowances made in the Handbook.

[R/AQHAP-A]

Pattern Provided by:

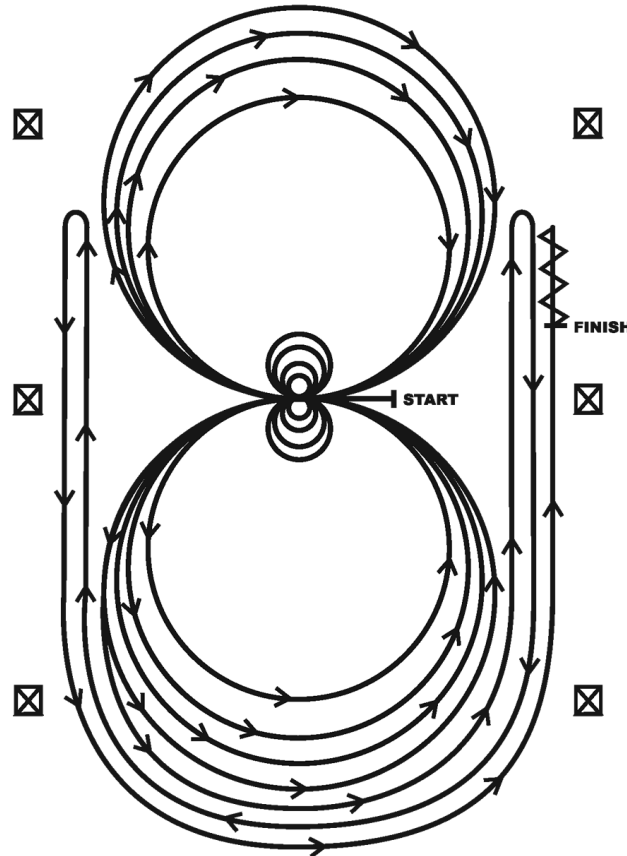
SWR

# Silverado Summer Show 2024

## #4 Reining Open

Show Date: 1-2 Juni 2024

### REINING PATTERN 5



Horses may walk or jog to the center of arena. Horses must walk or stop prior to starting pattern. Beginning at the center of the arena facing the left wall or fence.

1. Beginning on the left lead, complete three circles to the left: the first two circles large and fast; the third circle small and slow. Stop at the center of the arena. Hesitate.
2. Complete four spins to the left. Hesitate.
3. Beginning on the right lead, complete three circles to the right: the first two circles large and fast; the third circle small and slow. Stop at the center of the arena. Hesitate.
4. Complete four spins to the right. Hesitate.
5. Beginning on the left lead, run a large fast circle to the left, change leads at the center of the arena, run a large fast circle to the right, and change leads at the center of the arena. (Figure 8)
6. Continue around previous circle to the left but do not close this circle. Run up the right side of the arena past the center marker and do a right rollback at least twenty feet (six meters) from the wall or fence—no hesitation.
7. Continue around previous circle but do not close this circle. Run up the left side of the arena past the center marker and do a left rollback at least twenty feet (six meters) from the wall or fence—no hesitation.
8. Continue back around previous circle but do not close this circle. Run up the right side of the arena past the center marker and do a sliding stop at least twenty feet (six meters) from the wall or fence. Back up at least ten feet (three meters). Hesitate to demonstrate completion of the pattern.

[R/AQHAP-5]

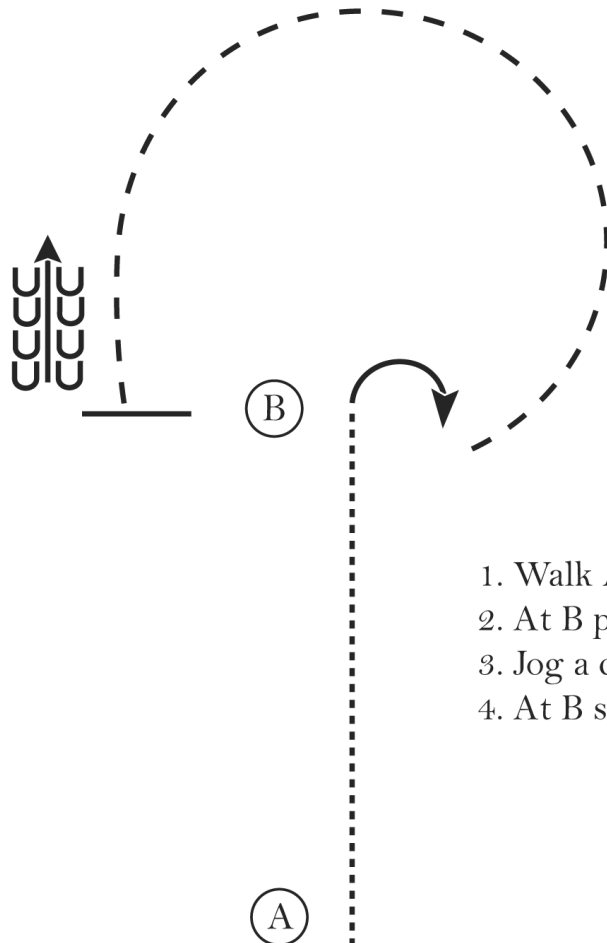
Pattern Provided by:

**SWR**

# Silverado Summer Show 2024

## #8 Western Horsemanship W/T

Show Date: 1-2 Juni 2024



1. Walk A to B
2. At B perform a 90 degree turn to the right
3. Jog a circle around B
4. At B stop and back 4 steps

Walk	.....
Jog	-----
Extended Jog	- - - - -
Lope	=====
Leg Yield	
Lead Change	↖
Back	←←←←←
Marker	(B)
Sidepass	←- - - - -

[WH/WT-7]

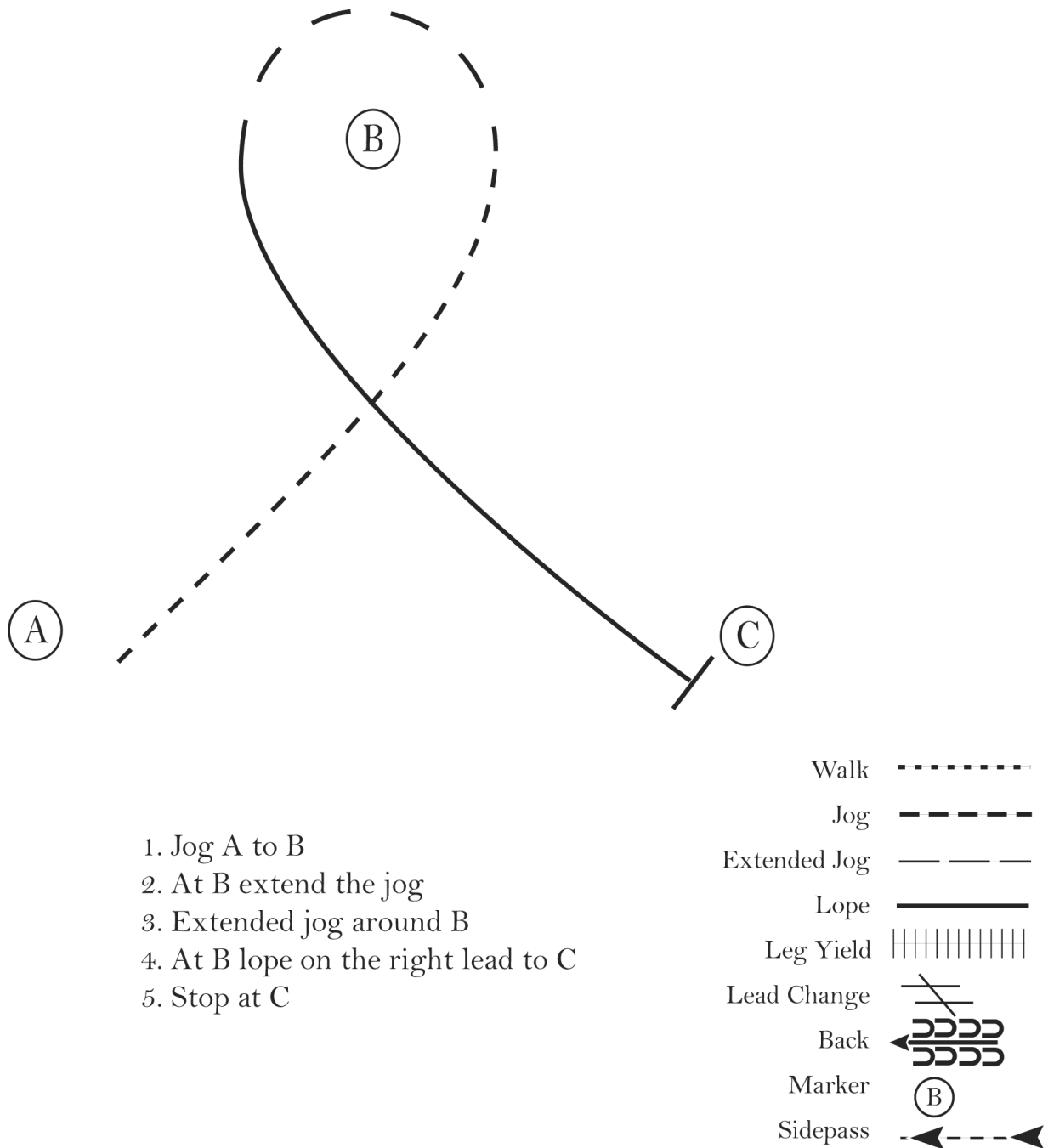
Pattern Provided by:

**SWR**

# Silverado Summer Show 2024

## #9 Western Horsemanship Beginner

Show Date: 1-2 Juni 2024



[WH/1-3]

Pattern Provided by:

**SWR**

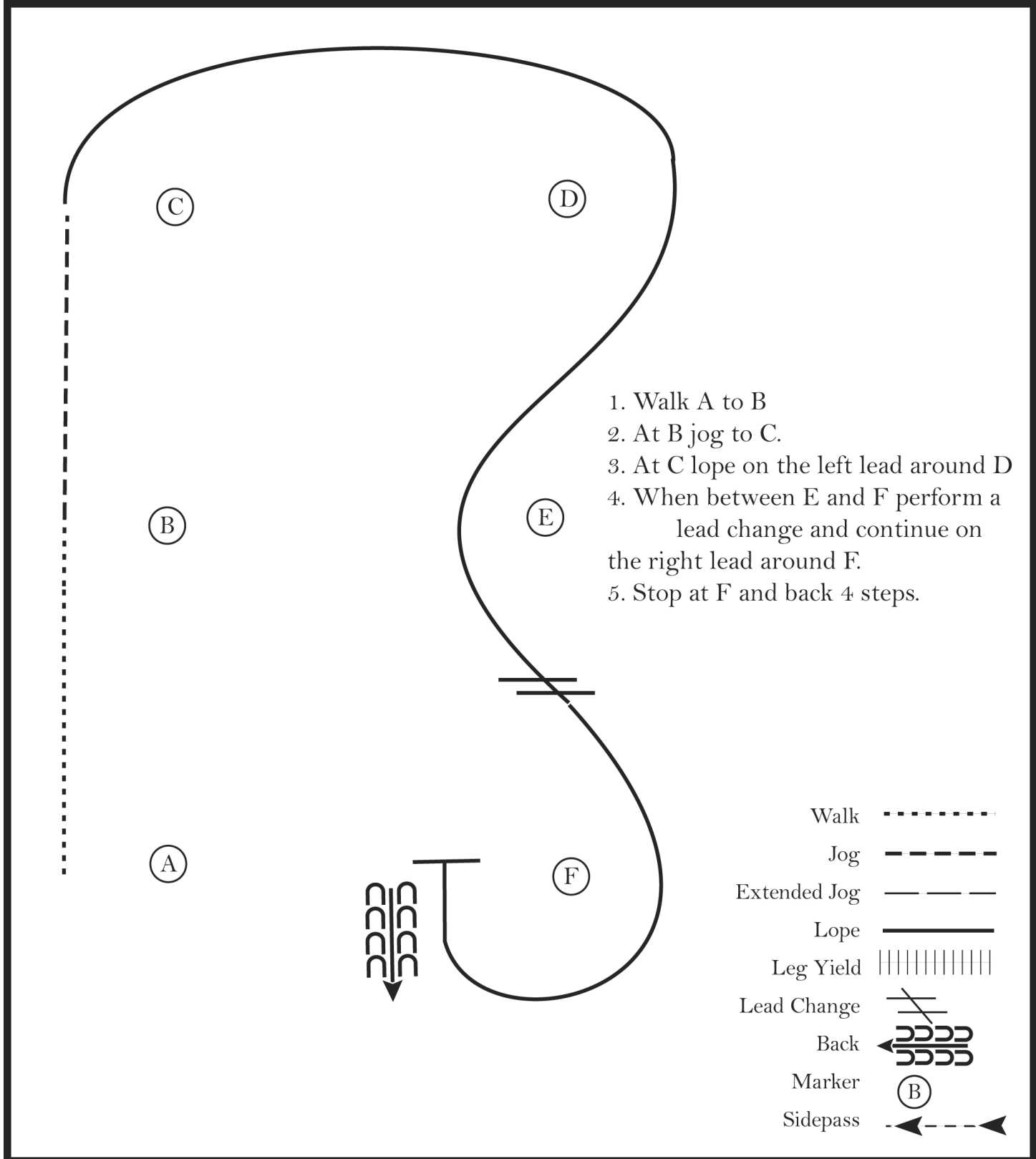
# Silverado Summer Show 2024

## #10 Western Horsemanship Open

Show Date: 1-2 Juni 2024

www.HorseShowPatterns.com

www.HorseShowPatterns.com



[WH/2-2]

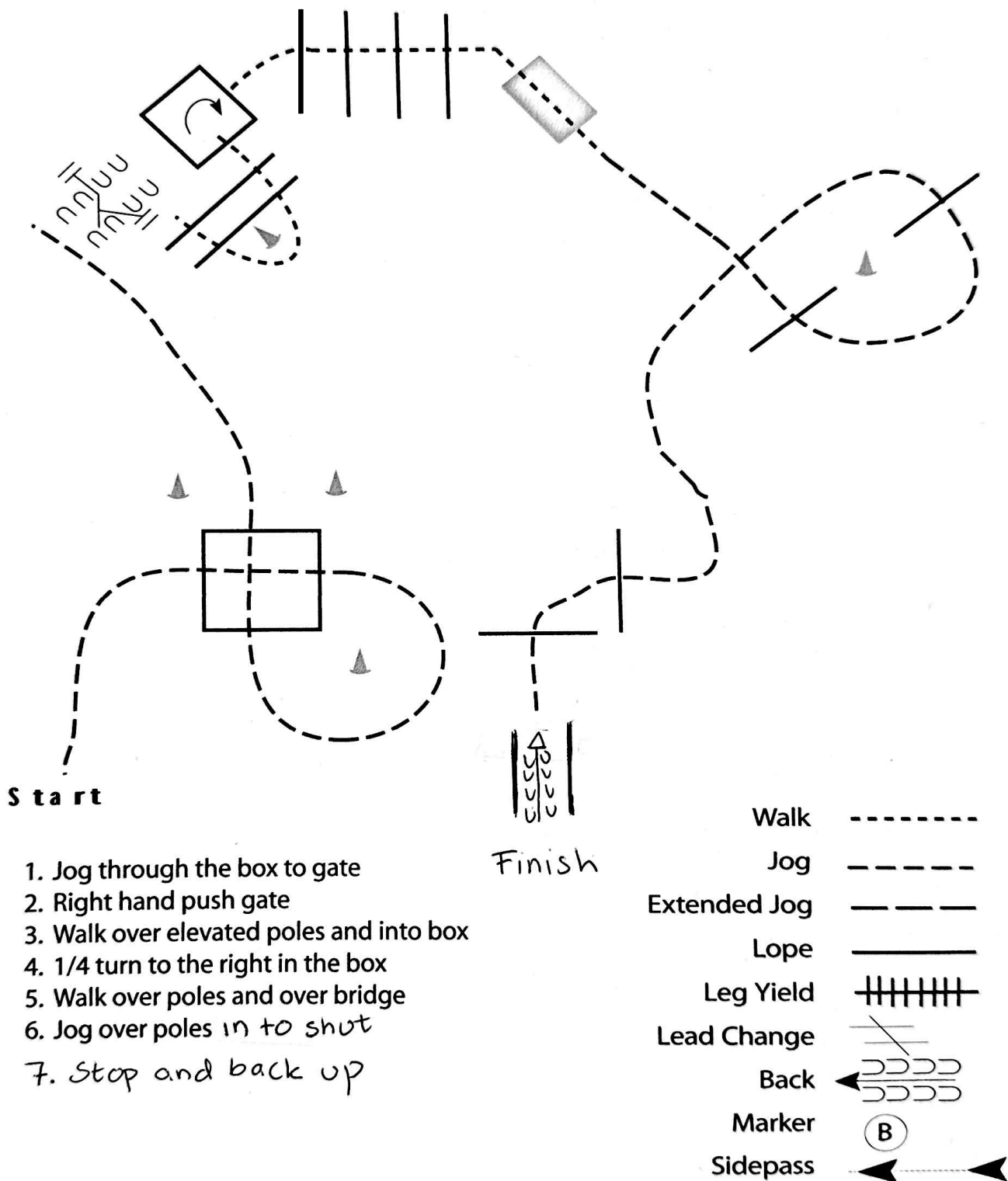
Pattern Provided by:

SWR

# Silverado Summer Show 2024

#11 #12 Trail in Hand / TRAIL W/T

Show Date: 1-2 Juni 2024



[TWT-11]

Pattern Provided by:

**SWR**



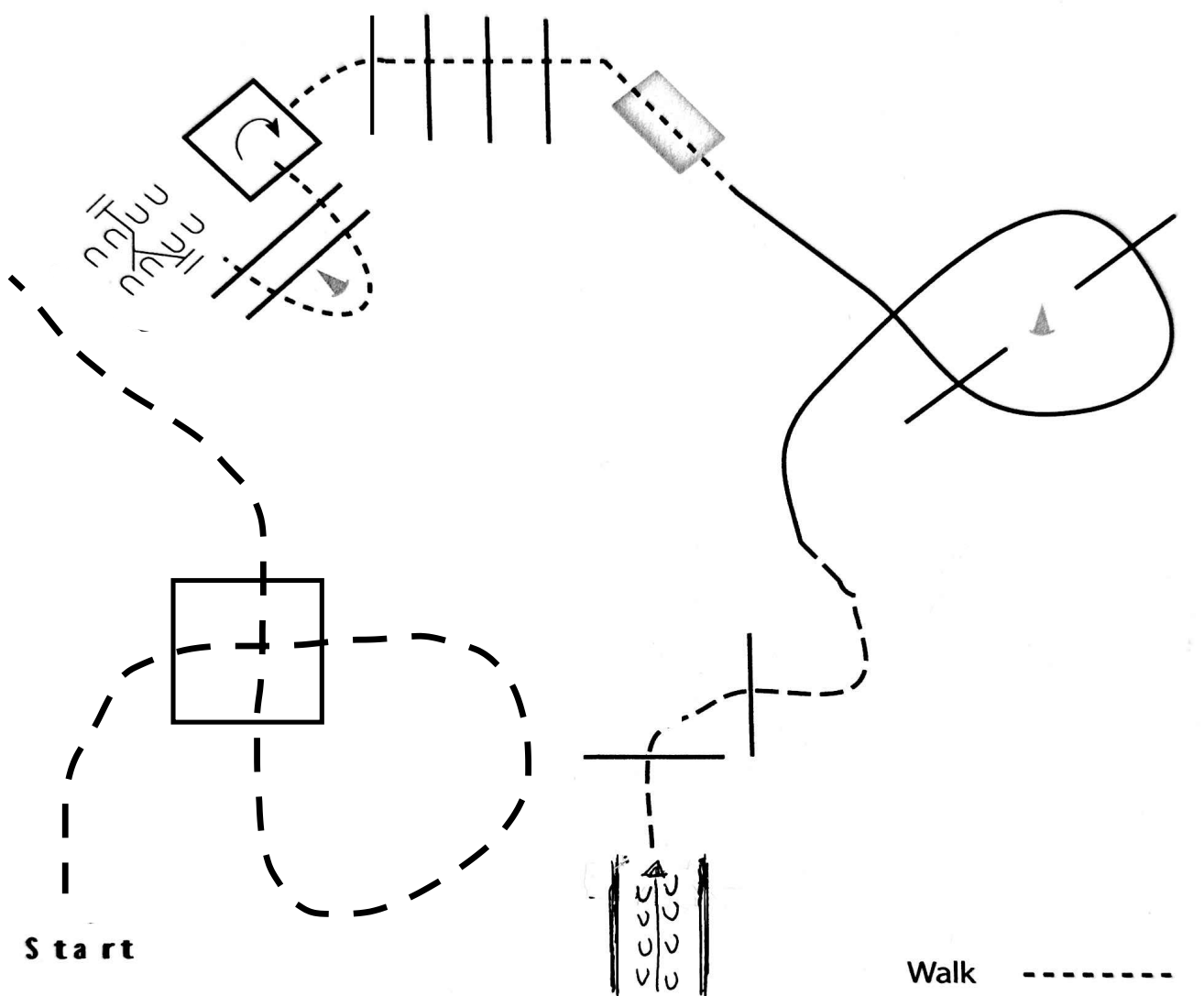
# Silverado Summer Show 2024

## #13 Trail Beginner

Show Date: 1-2 Juni 2024

www.HorseShowPatterns.com

www.HorseShowPatterns.com



1. Jog through box to gate
2. Right hand push gate
3. Walk over elevated poles and into box
4. 1/4 turn to the right in the box
5. Walk over poles and over bridge
6. Lope on the left lead over poles
7. Jog over poles in to shut
8. Stop and back up.

Finish

Walk	-----
Jog	- - - - -
Extended Jog	- - - - -
Lope	=====
Leg Yield	
Lead Change	↗ ↘
Back	← ← ← ← ←
Marker	(B)
Sidepass	← ← ← ← ←

Pattern Provided by:

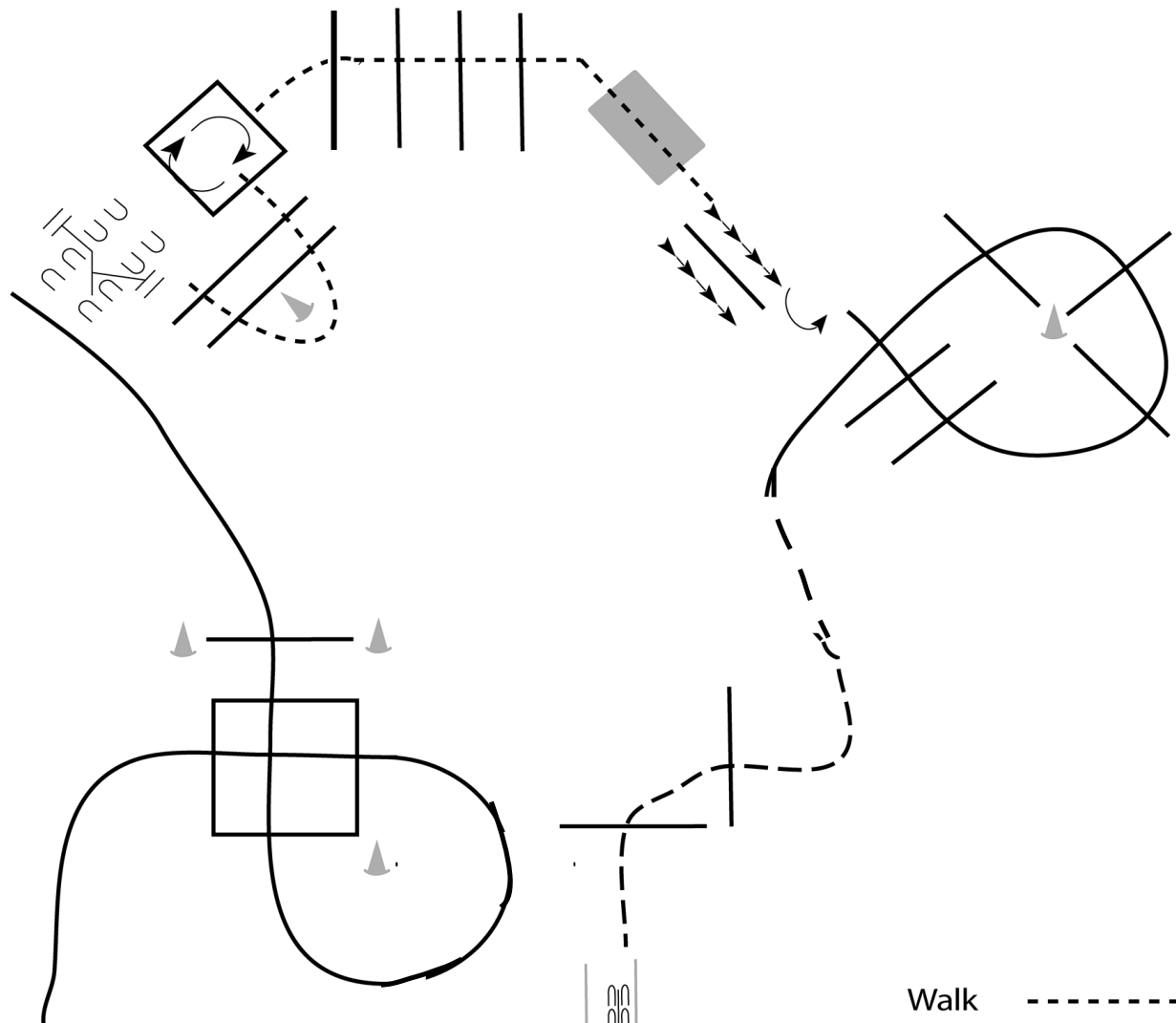
SWR

[T/1-11]

# Silverado Summer Show 2024

## #14 Trail Open

Show Date: 1-2 Juni 2024



### Start

1. Lope on the right lead through box and over poles to gate
2. Right hand push gate
3. Walk over elevated poles and into box
4. 1 1/4 turn to the right in the box
5. Walk over poles and over bridge
6. Side pass log to the left
7. Lope on the left lead over poles
8. Jog over poles to L
9. Back the L to finish

### Finish

Walk	-----
Jog	- - - - -
Extended Jog	- - - - -
Lope	=====
Leg Yield	
Lead Change	~
Back	←←←←←
Marker	(B)
Sidepass	←-----→

[T/3-12]

Pattern Provided by:

SWR

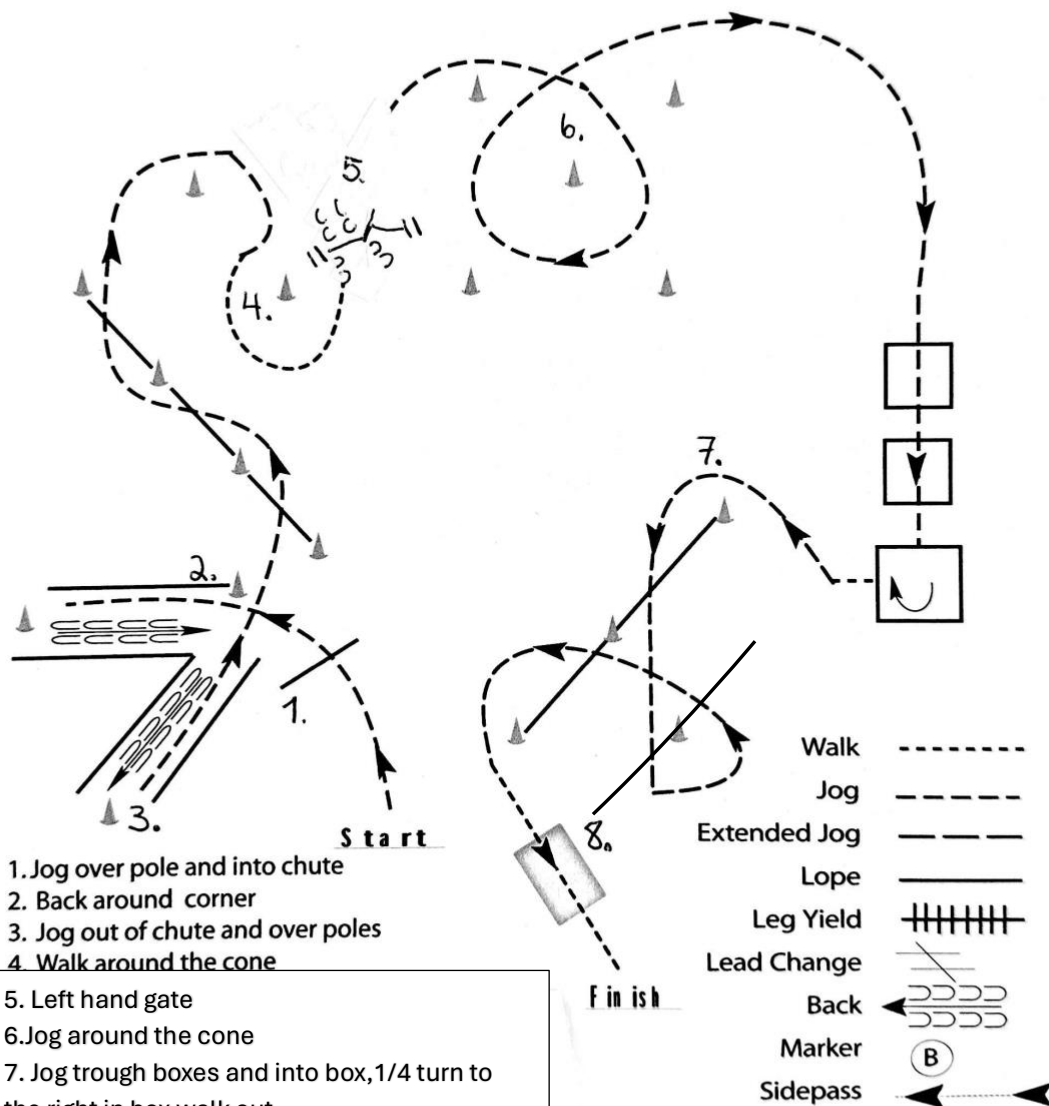
# Silverado Summer Show 2024

## #22 #23 Trail in hand og W/T

Show Date: 1-2 Juni 2024

www.HorseShowPatterns.com

www.HorseShowPatterns.com



[TWT-15]

Pattern Provided by:

SWR

©2024 HorseShowPatterns.com. All Rights Reserved.

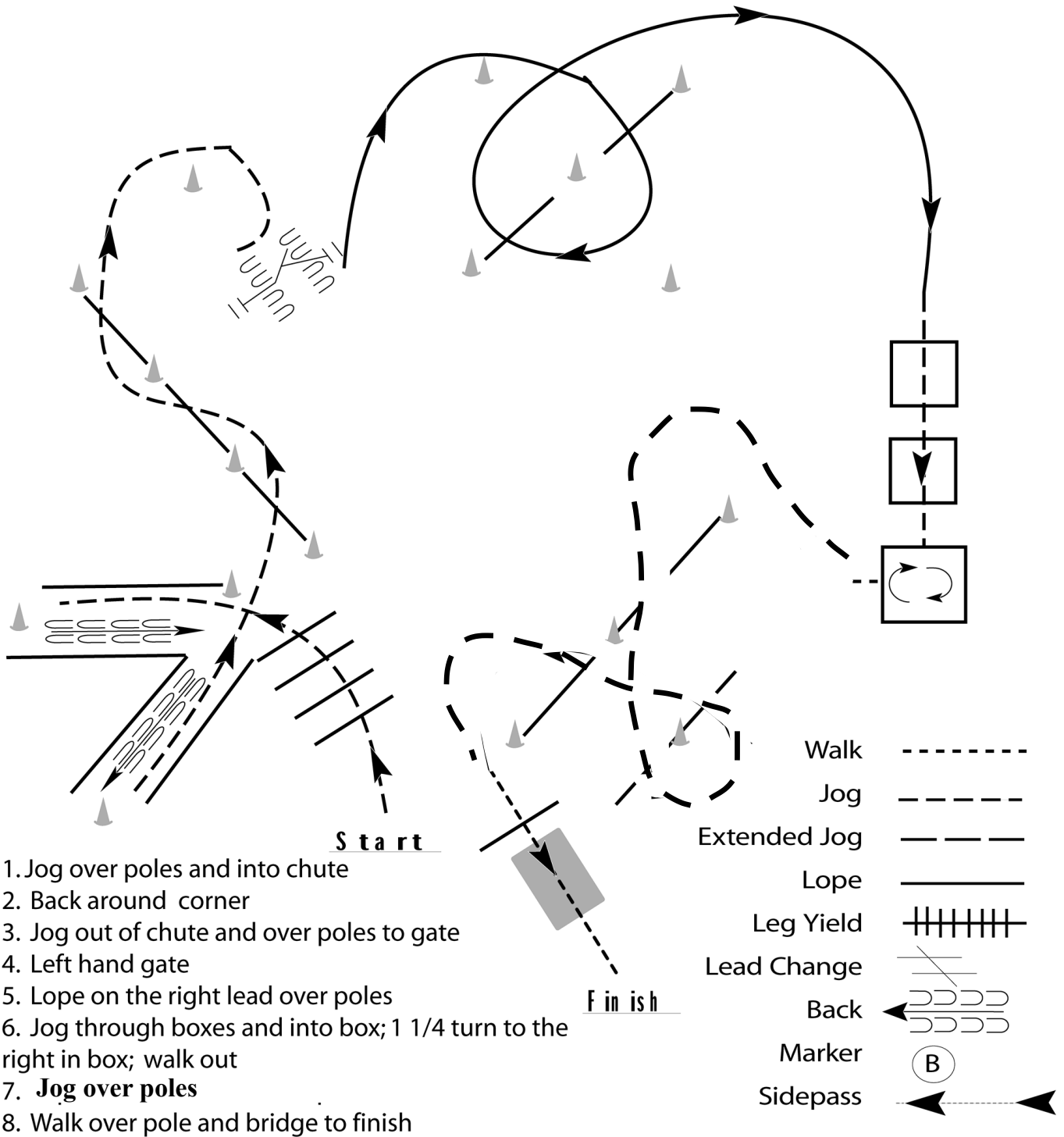
# Silverado Summer Show 2024

## #24 Trail beginner

Show Date: 1-2 Juni 2024

www.HorseShowPatterns.com

www.HorseShowPatterns.com



[T/2-15]

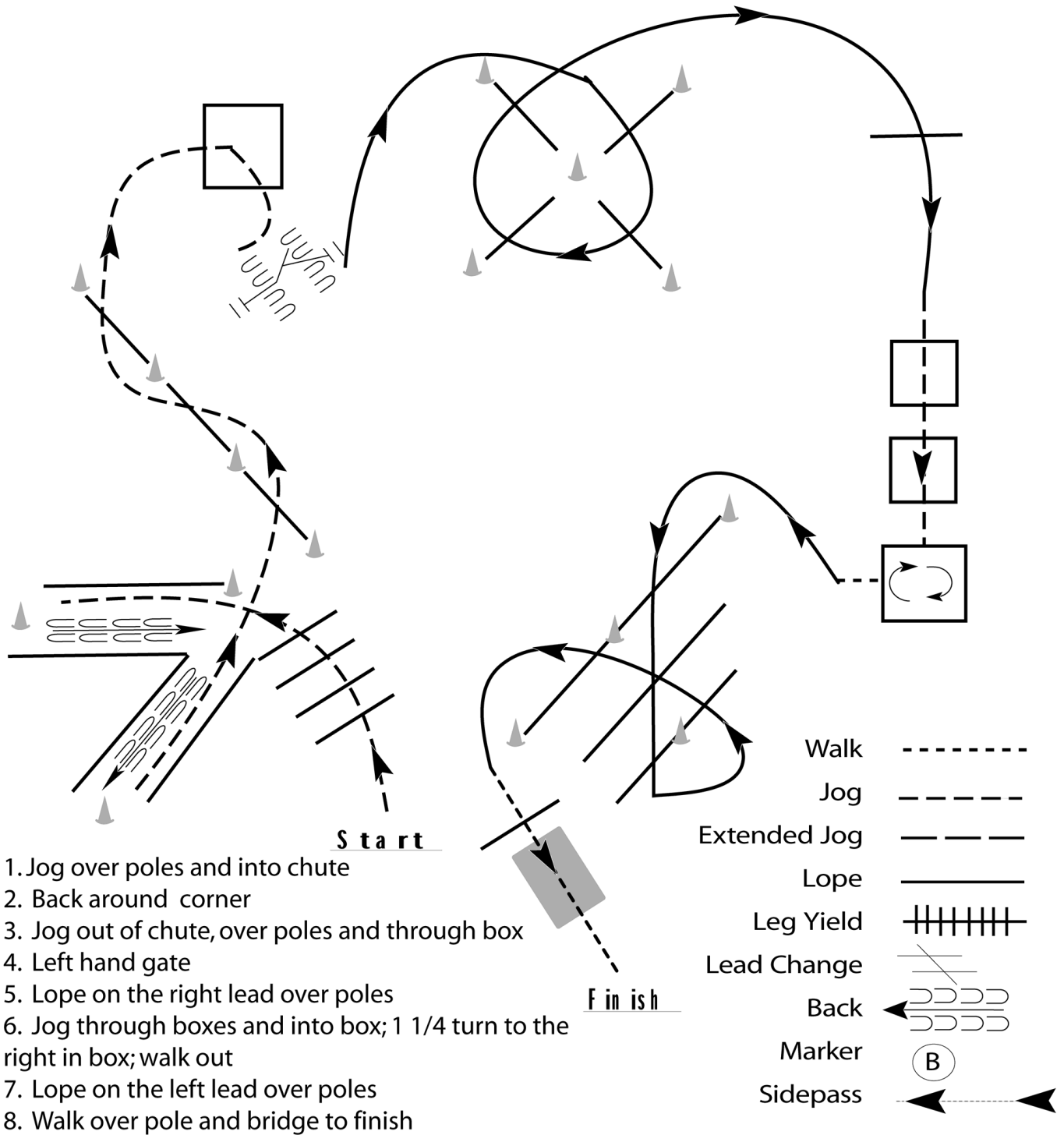
Pattern Provided by:

**SWR**

# Silverado Summer Show 2024

## #25 Trail Open

Show Date: 1-2 Juni 2024



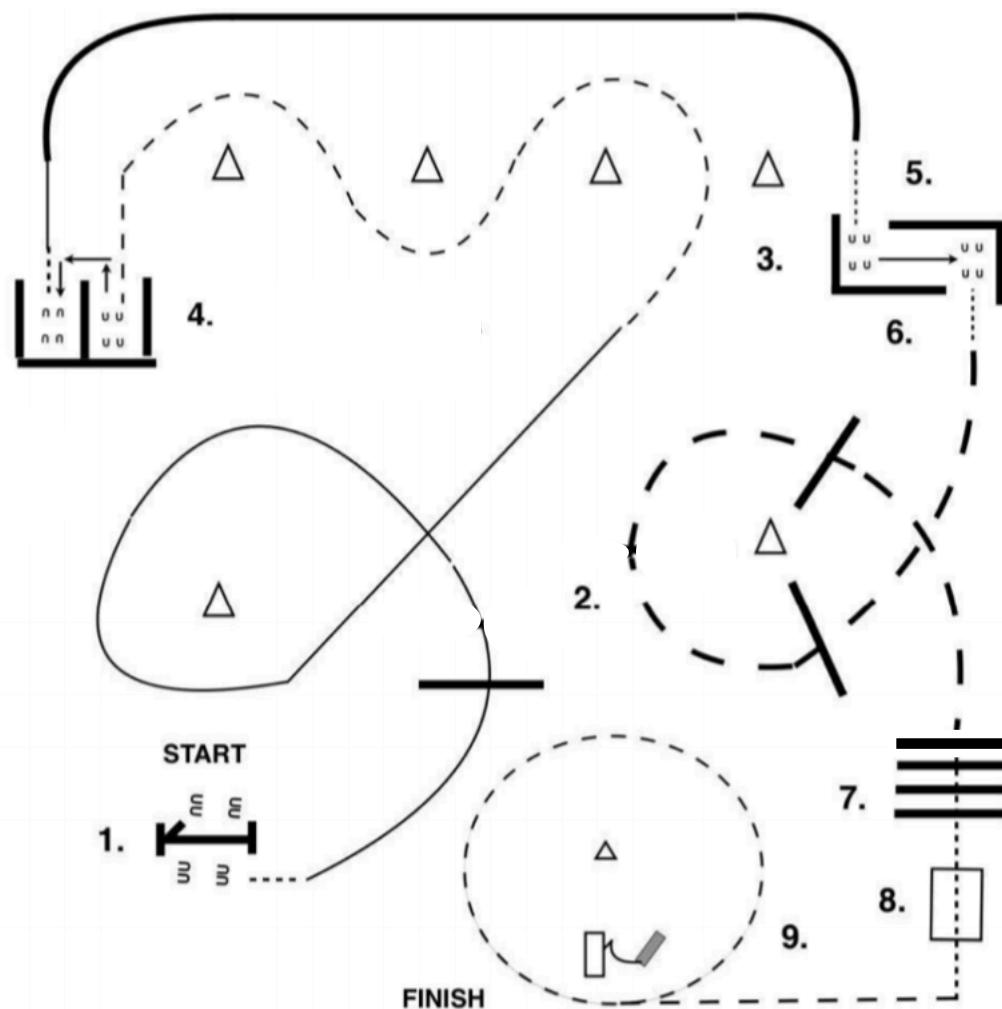
[T/3-15]

Pattern Provided by:

SWR

# Silverado Summer Show 2024

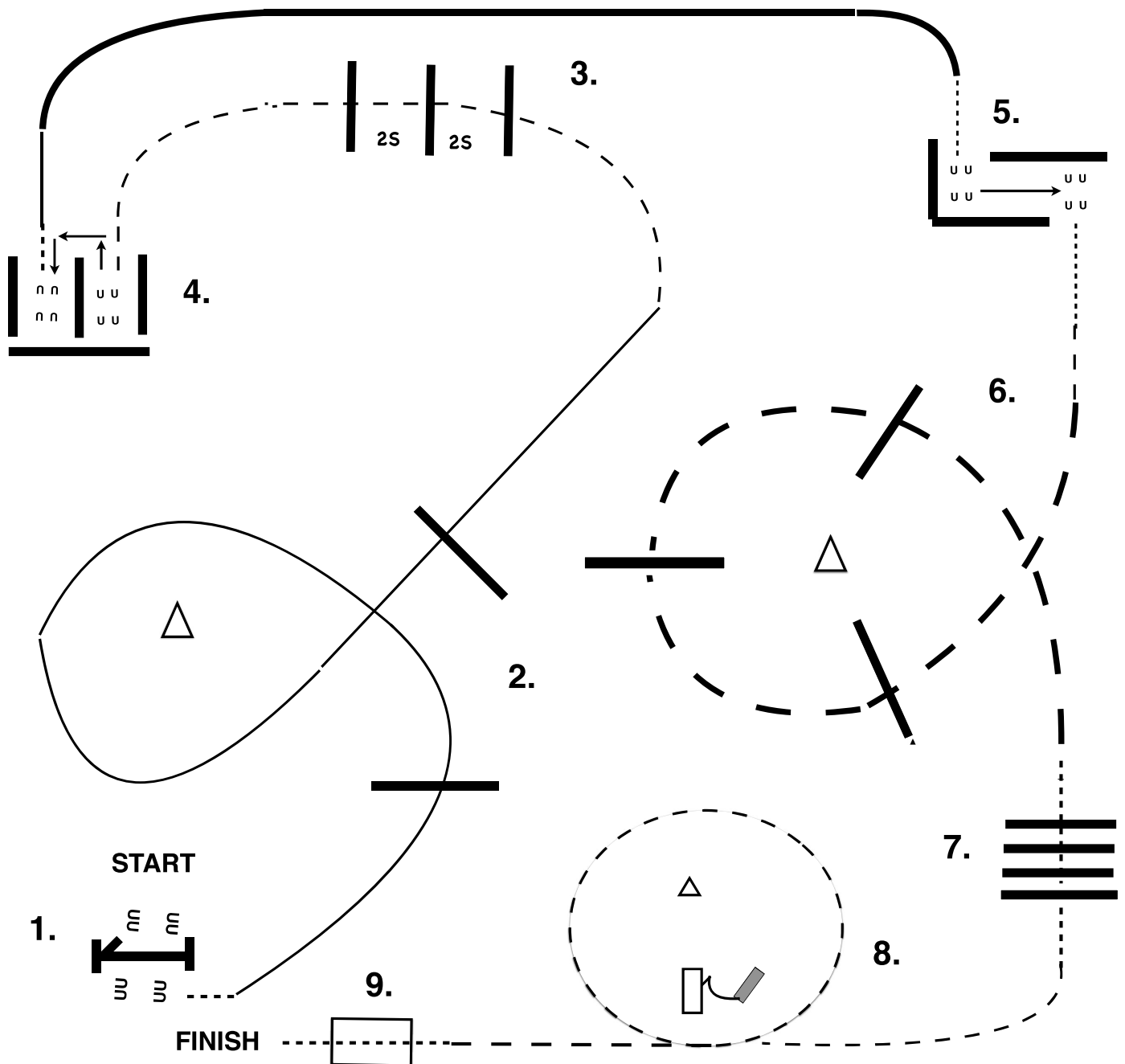
## #26 Ranch Trail Beginner



1. WORK GATE, LEFT HAND, PUSH OPEN RIDE THROUGH AND CLOSE GATE.
2. YOU MAY WALK FORWARD, THEN LOPE OVER LOGS LEFT LEAD, AND LOPE AROUND MARKER.
3. BREAK TO THE TROT, TROT THROUGH SERPENTINE.
4. TROT INTO CHUTE, STOP AND BACK A U-TURN BETWEEN LOGS AND WALK OUT.
5. LOPE RIGHT LEAD, THEN BREAK TO THE WALK, WALK INTO CHUTE, SIDE PASS LEFT.
6. EXTEND THE TROT OVER LOGS
7. BREAK DOWN TO THE WALK, WALK OVER LOGS.
8. WALK OVER BRIDGE.
9. TROT TO DRAG, DRAG LOG AT THE WALK AROUND CONE.

# Silverado Summer Show 2024

## #27 Ranch Trail Open




1. WORK GATE, PUSH OPEN GATE, LEFT HAND, RIDE THROUGH AND CLOSE GATE.
2. YOU MAY WALK FORWARD, THEN LOPE OVER LOGS LEFT LEAD, AND LOPE AROUND MARKER.
3. BREAK TO THE TROT, TROT OVER LOGS.
4. TROT INTO CHUTE, STOP AND BACK A U-TURN BETWEEN LOGS AND WALK OUT.
5. LOPE RIGHT LEAD, THEN BREAK TO THE WALK, WALK INTO CHUTE, SIDE PASS LEFT.
6. TROT FIRST, THEN EXTEND THE TROT, OVER LOGS.
7. BREAK DOWN TO THE WALK, WALK OVER LOGS.
8. TROT TO DRAG, DRAG LOG AT THE WALK OR TROT AROUND CONE,
9. TROT TO BRIDGE, BREAK TO THE WALK, WALK OVER BRIDGE.

# Silverado Summer Show 2024

## #28 Kids Trail

Mønsteret kan gjennomføres med leier eller at barnet rir med følge. Mønsteret tas i skritt. Om barnet vil kan det traves etter bommer mot broen. Broen skal skrittet.

1. Åpne, gå igjennom, lukke port.
2. Skritt over bom og gjennom serpentiner
3. Skritt inn mellom bommer og rygg ut igjen.
4. Skritt over bommer
5. Valgfritt om skritt eller trav til bru
6. Skritt over bru, ferdig





# # 29 SWR SUMMER SHOW

## Ranch Riding W/T



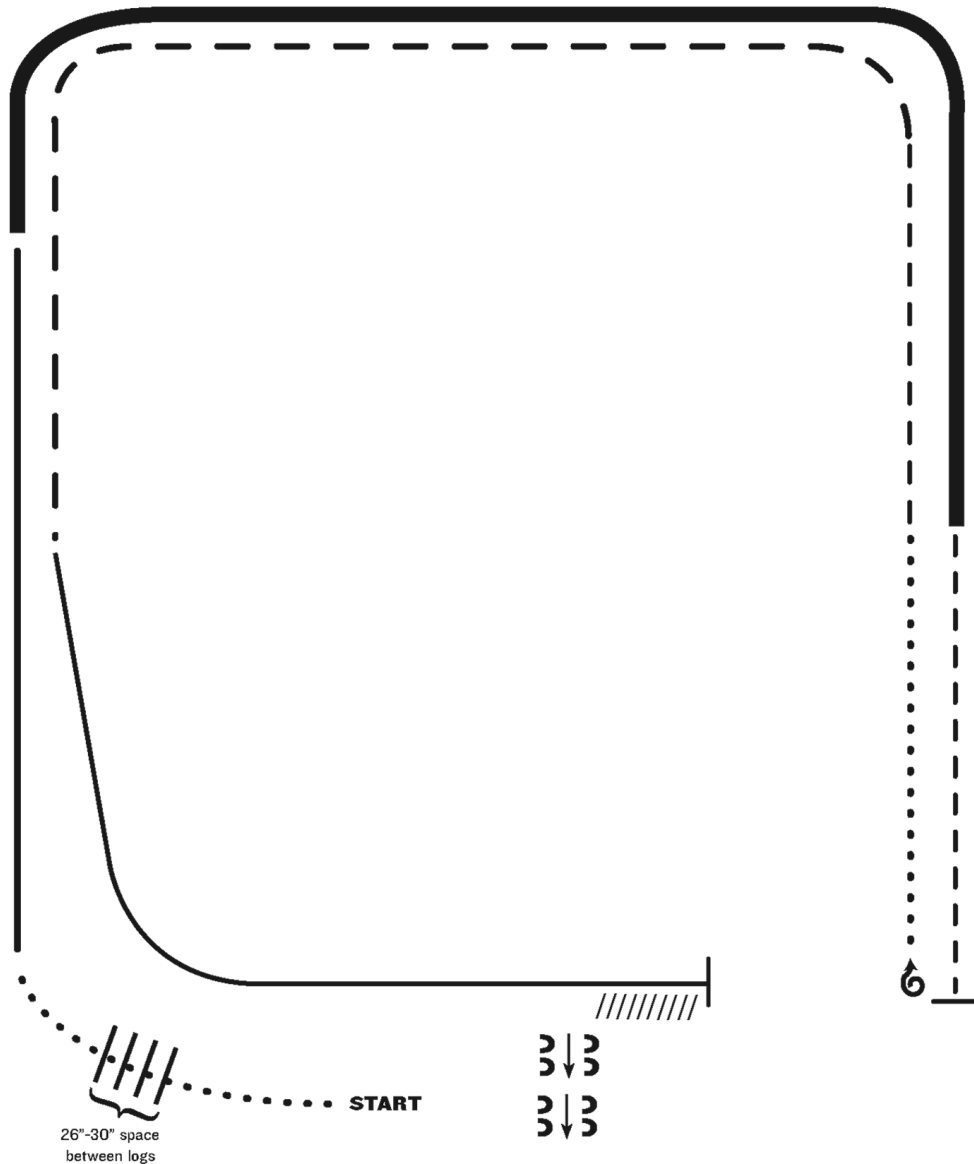
1. Extended Walk from 1 to 2
2. Trot from 2 to 3
3. Extended Trot from 3 to 4
4. Trot from 4 to 5
5. Stop at 5; 180 turn left
6. Walk from 6 to 7
7. Trot from 7 to 8
8. Extended Trot from 8 to 9
9. Stop and Back at 9 - approximately one horse length

Walk .....  
Extended Walk .....  
Trot .....  
Extended Trot .....  
Back \\\\\\\\\\\

# Silverado Summer Show 2024

## #30 Ranch Riding Beginner

Show Date: 1-2 Juni 2024



1. Walk
2. Walk over logs
3. Lope right lead
4. Extended lope (right lead)
5. Trot
6. Stop, 1 1/2 turns right
7. Walk
8. Trot
9. Extended trot
10. Lope left lead
11. Stop and Back
12. Side pass right

Note: The drawn description of this pattern is only intended for the general depiction of the pattern. Exhibitors should utilize the arena space to best exhibit their horses.

[RR/AQHA-6]

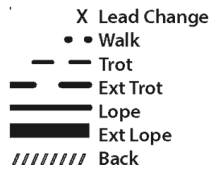
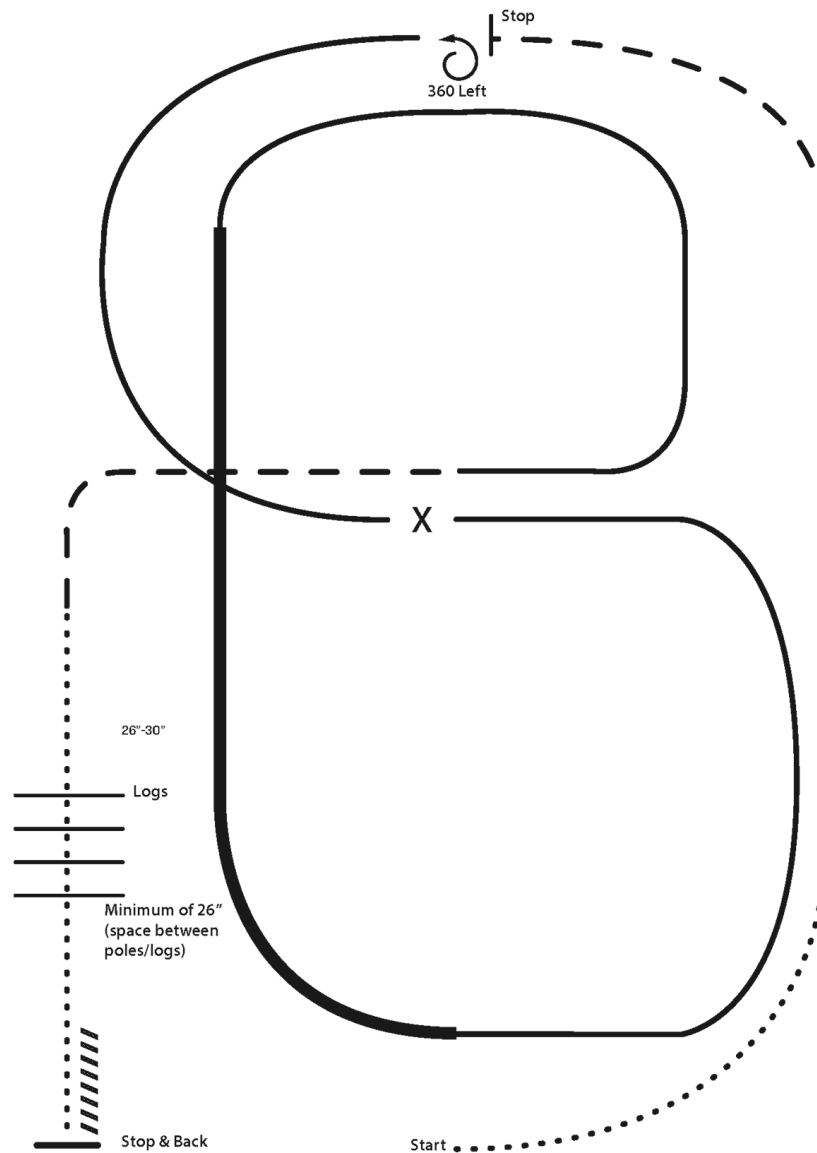
Pattern Provided by:

**SWR**

# Silverado Summer Show 2024

## # 31 Ranch Riding Open

Show Date: 1-2 Juni 2024



1. Walk
2. Trot
3. Extend the trot, at the top of the arena ,stop
4. 360 degree turn to the left
5. Left lead 1/2 circle, lope to the center
6. Change leads (simple or flying)
7. Right lead 1/2 circle
8. Extended lope up the long side of the arena (right lead)
9. Collect back to a lope around the top of the arena and back to center
10. Break down to an extended trot
11. Walk over logs
12. Stop and back

[RR/AQHA-1]

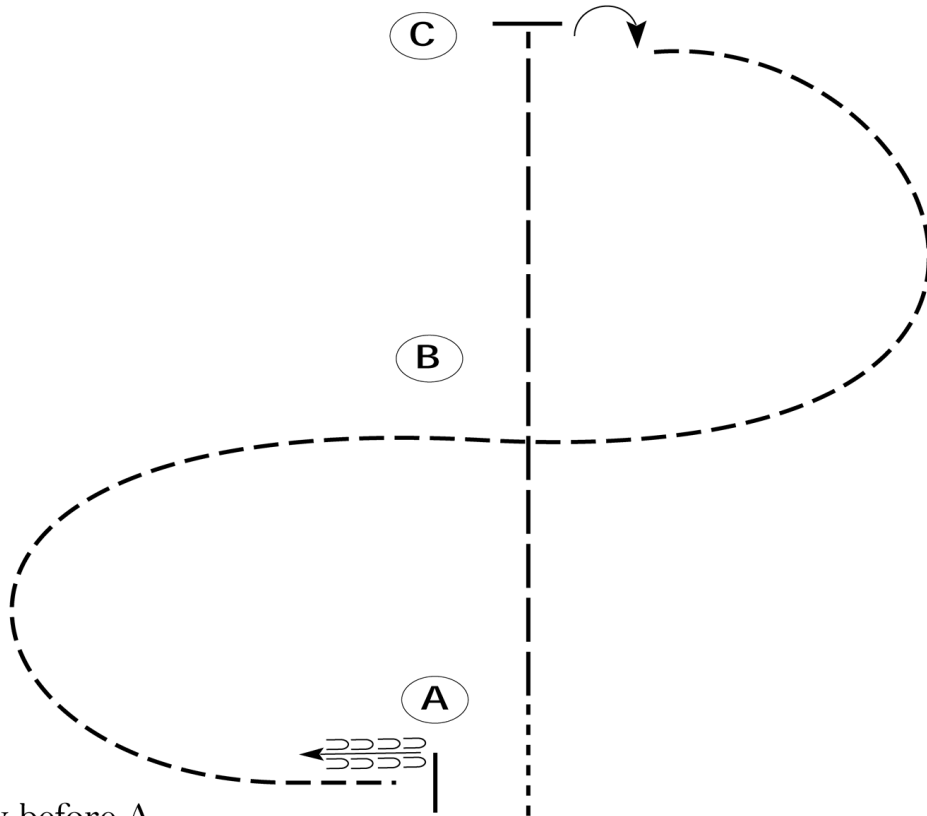
Pattern Provided by:

SWR

# Silverado Summer Show 2024

## #32 Western Horsemanship W/T

Show Date: 1-2 Juni 2024



Be ready before A.

1. Walk to A.
2. Perform an extended jog from A to C.
3. Stop at C and turn 90 degrees to the right.
4. Jog half a circle to B.
5. Continue at a jog in a half circle to A.
6. Stop at A and back approximately one horse length.

Follow the instructions of your ring steward.

Walk	-----
Jog	- - - - -
Extended Jog	— — — —
Lope	—————
Leg Yield	
Lead Change	— / —
Back	← — — — —
Marker	Ⓚ
Sidepass	← — — — — →

[WH/WT-30]

Pattern Provided by:

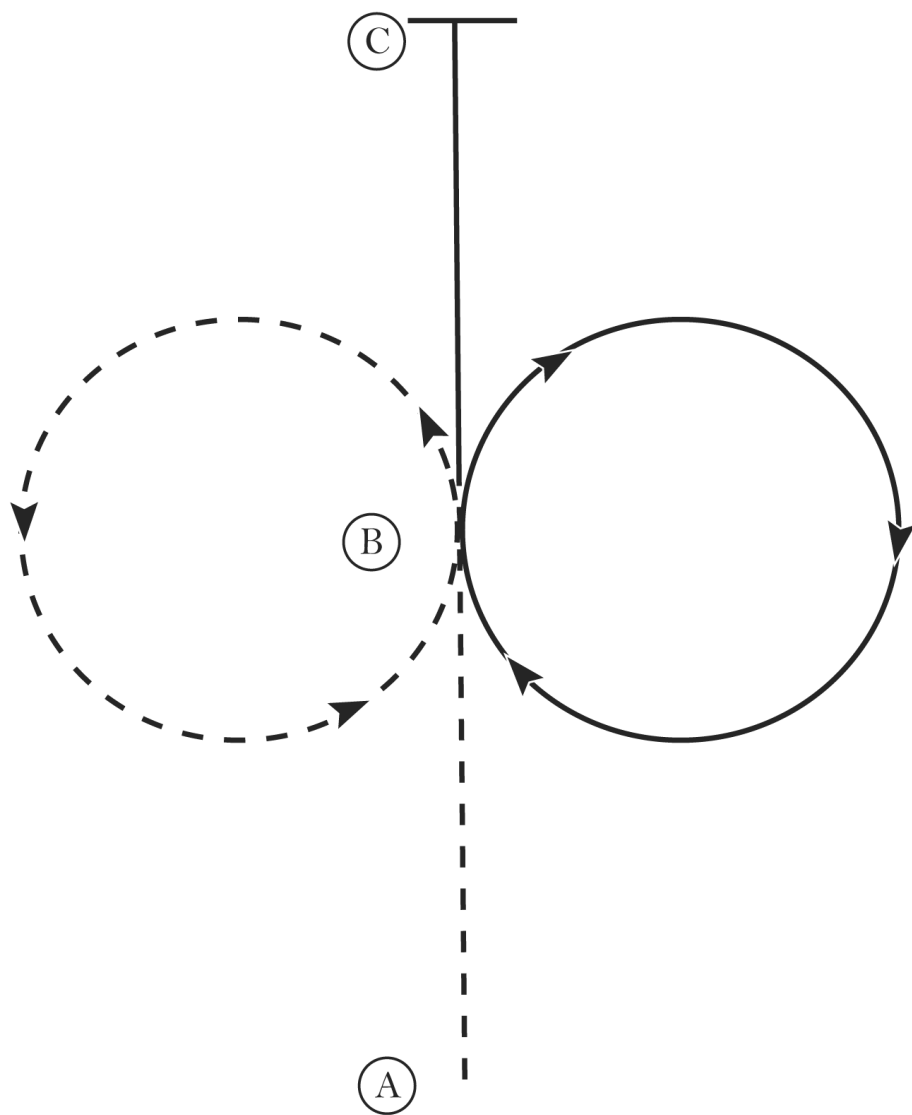
SWR

# Silverado Summer Show 2024

## #33 Western Horsemanship Beginner

Show Date: 1-2 Juni 2024

1. Jog A to B
2. At B jog a circle to the left
3. At B lope a circle to the right on the right lead
4. Continue the lope to C
5. At C stop



Walk .....|

Jog - - - - -|

Extended Jog - - - - -|

Lope \_\_\_\_\_|

Leg Yield |||||

Lead Change / / / / /

Back < < < < < < < < < <

Marker (B)

Sidepass - - - - -|

[WH/1-9]

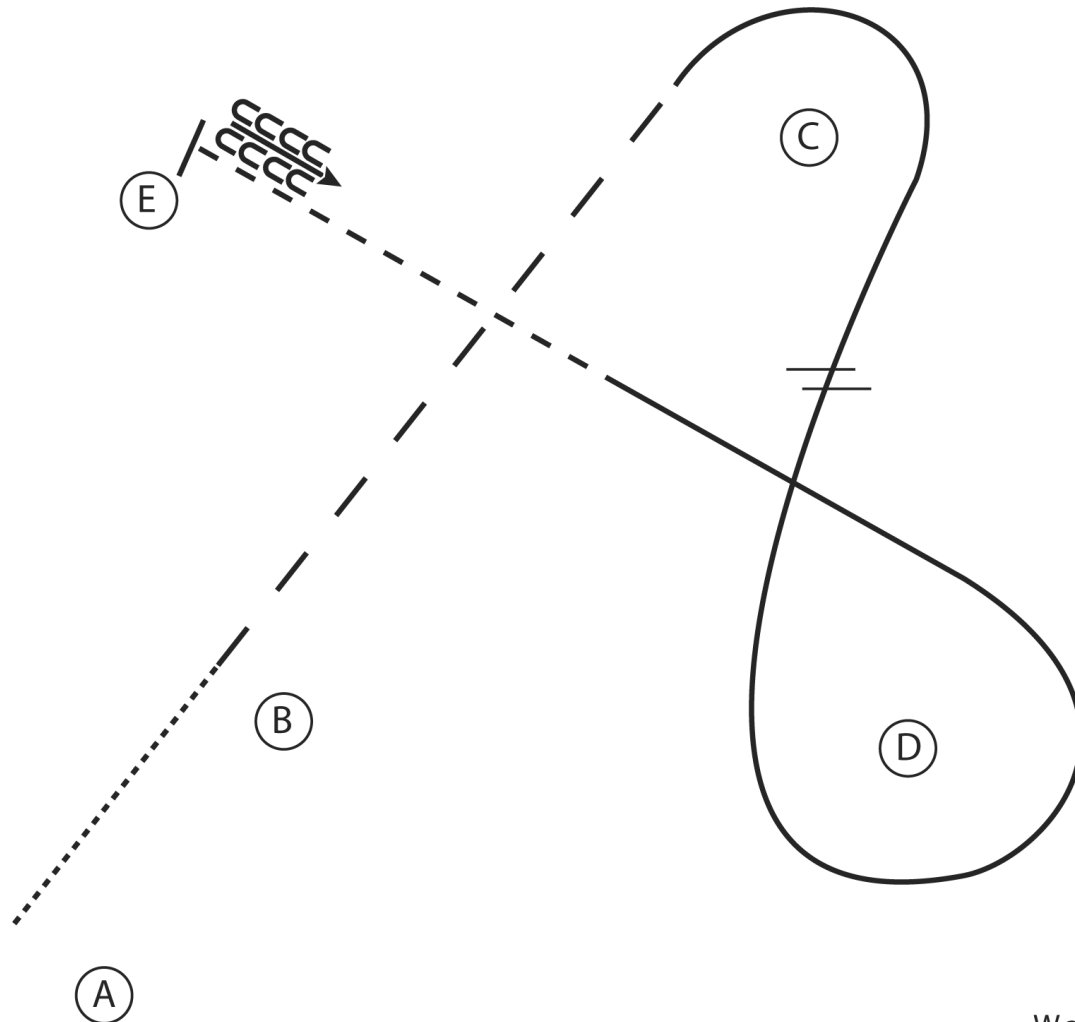
Pattern Provided by:

SWR

# Silverado Summer Show 2024

## #34 Western Horsemanship Open

Show Date: 1-2 Juni 2024



1. Walk A to B
2. At B extend the jog to C
3. At C lope a circle around C on the right lead
4. Between C and D perform a simple lead change
5. Lope a circle around D
6. Break to the jog when between D and E
7. At E stop and back 4 steps

Walk	.....
Jog	-----
Extended Jog	-----
Lope	=====
Leg Yield	
Lead Change	↖↗
Back	←←←←
Marker	(B)
Sidepass	←←←←

[WH/2-11]

Pattern Provided by:

SWR